

Using the RVW Members Only Area, Message Forum and Chat Room

Introduction

In the Members Only area of the website you will find information not available to the general public -- things like our Board's meeting minutes, policies and procedures, financial data, chapter leaders resources, as well as the Message Forum and Chat Room.

To access any of the information in the Members Only area of the website, you will need a user name and password.

There is a generic RVW user name and the password that you will use to enter the Members Only area. It can be used by all RVW members; please do not give it out to non-members. The password was given to you when you joined RVW, but if you've forgotten what it is, you can still get it from the office.

The generic user name and password gives you "read only" access to the Message Forum. You will be able to read what's on the Message Forum, but you won't be able to post new topics or respond to topics without setting up a personal user name and password. Many people enjoy just having read only access. If you want to *participate in* the Message Forum and Chat Room, though, you will also need to set up a personal user name and password. We'll show you how.

Message Forum

A Message Forum is an online version of an old-fashioned bulletin board.

Someone posts a question, comment or discussion topic. Others come along and read it, and can post a response if they like.

Chat Room

A Chat Room is an online conversation that takes place in real time, with participants typing to each other as opposed to speaking to each other. RVW's Chat Room is active on Thursday and Sunday evenings.

What You Will Be Able to Do

If You ...	You Will Be Able to ...	You Won't Be Able to ...
Don't have any of the passwords ...	<ul style="list-style-type: none"> Read all the material on the public portion of the website. 	<ul style="list-style-type: none"> Access any of the information in the Members Only portion of the website Use the Message Forum Use the Chat Room
Have the generic user name and password ...	<ul style="list-style-type: none"> Access the content in the Members Only area (e.g. board minutes, etc.) Read the material in the Message Forum 	<ul style="list-style-type: none"> Reply to posts in the Message Forum Use the Chat Room
Create a personal user name and password and have the generic user name and password ...	<ul style="list-style-type: none"> Do everything! Access content in the Members Only area (e.g. board minutes, etc.) Read and write in the Message Forum Read and write in the Chat Room 	

What Would You Like to Do?

If You Would Like To ...	Go to...
Get the generic user name and password ...	• Section 1
Create a personal user name and password ...	• Section 2

What Would You Like to Learn More About?

If You Would Like to Know More About...	Go to...
The Members Only content	• Section 3
Message Forum Basics	• Section 4
Message Forum - Advanced Stuff	• Section 5
Chat Room Basics	• Section 6
Chat Room - Advanced Stuff	• Section 7
Frequently Asked Questions	• Section 8

Section 1. Getting the Generic RVW User Name and Password

You should have received the generic RVW user name and password when you signed up for RVW membership. But in case you misplaced it, you can still get it by making a request of the office. Follow the steps below.

- Start on the Members Login Page
<http://abc.eznettools.net/rvingwomen/memberLogin.html>
- Click on ... contact us [here](#).
- Fill out the online form. Press the Send My Contact Form button to submit your request.

- You will receive a response from the RVW office giving you the generic user name and password. You might want to write it down here.
- The generic user name is: _____
- The generic password is: _____

Section 2. Creating a Personal User Name and Password

Once you create a personal user name and password, there's nothing you can't do on the RVW website. Before we start: you must know the generic user name and password.

- Start on the Members Login Page
<http://abc.eznettools.net/rvingwomen/memberLogin.html>
- Click on **Enter Now**
- Enter the generic user name and password. Press **OK**.
- You are now in the Members Only portion of the website.
- Select **Message Forum** from the left hand navigation bar
- Select **Registration**



- Enter the generic user name and password again. Press **OK**.
- After reading the registration terms of agreement, you will be asked to acknowledge that you are more than 13 years old and that you agree to the terms of usage.
- The next page is the actual registration page where you will create your personal user name and password. Fill in your personal username, personal email address, your personal password, and confirm your personal password by typing it in again.
- It would be a good idea to write down your user name and password here. At this time we have no easy way to retrieve them for you if you forget.

My user name is: _____

My password is: _____

- The next section on the form is optional.
- The final section contains more choices, but most women use the default selections offered.
- When you have finished filling in the form, click **Submit**.
- You will receive an email which you must respond to in order to activate your registration. If you don't receive this activation email within minutes, check the Spam folder in your e-mail program; Some e-mail programs block addresses that

haven't been "approved." If you don't find the expected email there, please email webliasion@rvingwomen.org with your username. The webliasion will activate your registration for you.

By creating this personal user name and password, you are now able to use all the features of both the Message Forum and the Chat Room. Let's recap quickly how you will gain access from here on out, starting at the very beginning.

To access the [Message Forum](#) starting from the RVW home page:

- Select **Members Login** from the left hand navigation bar
- Select **Enter Now!**
- Enter the generic user name and password
- Select **Message Forum** from the left hand navigation bar
- Select **Enter Forum**
- Enter the generic user name and password again
- You now have read only access to the Forum. If you wish to be able to post or respond to posts, do the next two steps as well.
- Select **Log In** in the upper right hand corner of the Message Forum
- Enter your personal user name and password

To access the [Chat Room](#) starting from the RVW home page:

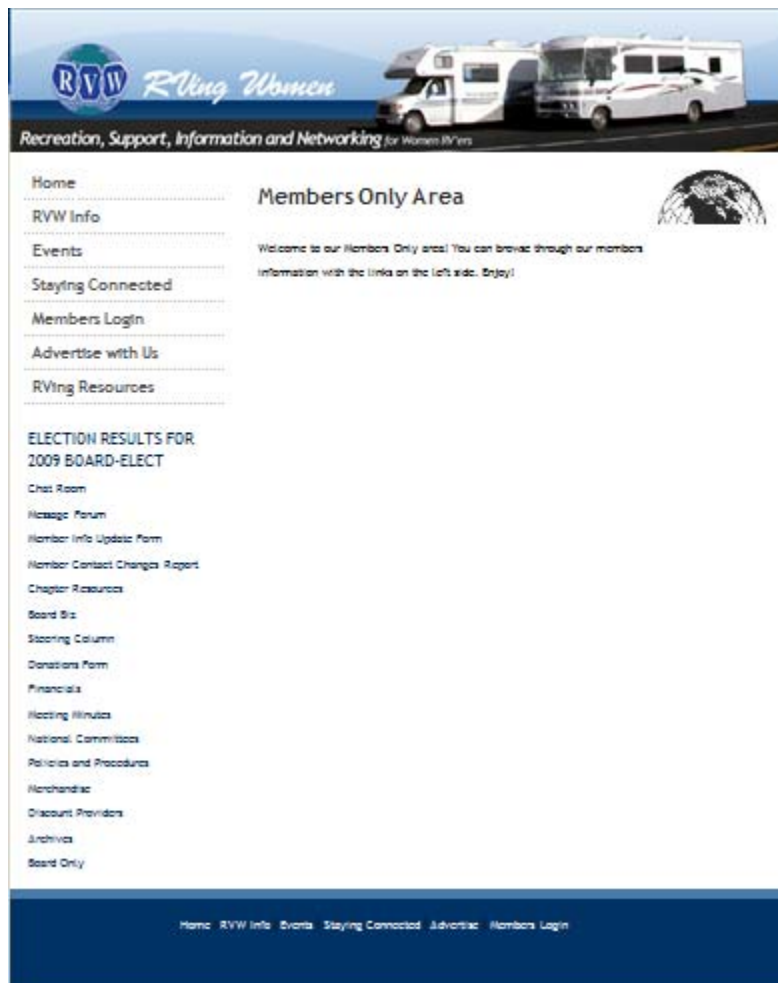
- Select **Members Login** from the left hand navigation bar
- Select **Enter Now!**
- Enter the generic user name and password
- Select **Chat Room** from the left hand navigation bar. You should see a blue Login box load in the middle of your screen. It may take a few seconds to load.
- Enter your personal user name and password and press **Log In**. You are now in the Chat Room. To learn more about how the Chat Room works, see Section 6.

Section 3. The Members Only Area

There is a lot of information website that we don't make available to the general public that can be found in the Members Only portion of the website. In addition to the Message Forum and Chat Room, this is where we keep most of the organizational business, things like board meeting minutes, policies and procedures, the merchandise ordering, etc.

Let's recap how to get into the Members Only portion of the website. Before we start: you must know the generic user name and password. If you don't know the generic user name and password, please go back to Section 1.

- Start from the RVW Home Page <http://www.rvingwomen.org/>
- Select Members Login from the left hand navigation bar
- Select Enter Now!
- Enter the generic user name and password. Congratulations! You are now in the Members Only area of the website. It looks like this:



The items in the left hand navigation bar are fairly straightforward. Explore! Find out what's in there. Check back often!

Section 4. Message Forum Basics

The **Message Forum** is a great way to stay connected to the community of RVing women or to post questions when you need answers.

Let's recap how to get into the **Message Forum**. Before we start: you must know the generic user name and password. If you don't know the generic user name and password, please go back to Section 1.

- Start from the RVW Home Page <http://www.rvingwomen.org/>
- Select **Members Login** from the left hand navigation bar
- Select **Enter Now!**
- Enter the generic user name and password.
- Select **Message Forum** from the left hand navigation bar
- Select **Enter Forum**
- Enter the generic user name and password again
- Congratulations! You are now in the **Message Forum**.
- Go ahead and log in with your personal user name and password, too. You don't have to do this extra step, but you won't have the full experience of the Message Forum if you don't. Do this by selecting **Log In** in the upper right hand corner of the Message Forum and entering your personal user name and password. This is also good to do because some subjects only become visible to you once you've logged in all the way.
- Let's examine parts of the Message Forum home page.

Instructions for adding photos to the Message Forum

General Topics how the conversations are organized

Log In here's where you log in

Topics how many topics there are in a category

Posts how many total posts there are in a category

Last Post when the most recent post was added

Now let's look at a given topic, Chit Chat, for example.

Topics are the topics of conversation currently within the Chit Chat category

Replies how many users have replied to a given topic

Author who initiated the topic of conversation

Views how many users have viewed the topic

Last Post when the most recent post was added

Let's examine the next level down. Select one of the Topics, S.E. Gas Shortages, for example.

Initial Post
Dianne Z initiated the question. This also shows when the author registered for the Forum, and how active this author has been in the Forum.

A Post
A topic of conversation is often referred to as "a post"

The screenshot shows the RVing Women forum interface. At the top, there is a logo for RVing Women and a navigation menu with links for Return to RVing Women, FAQ, Search, Memberlist, Usergroups, Register, Profile, and Log in. The forum title is "S.E. Gasoline shortages??" and it is marked as a "new topic". The thread contains two posts:

Author	Message
DianneZ Joined: 07 Mar 2007 Posts: 22 Location: Woodstock, Ga	<p>D Posted: Wed Sep 27, 2006 7:31 pm Post subject: S.E. Gasoline shortages??</p> <p>IS anyone having troubles finding gasoline in general? Or being limited to \$40 or less? Especially in the southeast? 4 days this past week in several areas , several friends contacted me & said they either had very little or no gas. Especially in areas like Asheville NC, KnoxvilleTn, & Atlanta (metro), GA. I'm wondering if anyone else is STILL having troubles?</p> <p>was shocked to see a lot of stations out of gasoline AND... I live in the Atlanta metro! I sure don't want to get on the road & have trouble getting gasoline heading to the convention. Especially in smaller towns off the interstates. I'm told that things should ease up from the Hurricane panicked shortages soon. And that most stations should be back to normal in the next couple of weeks.</p> <p>follow your dreams... Dianne & Karen</p> <p>Back to top</p>
GailG Joined: 05 Aug 2003 Posts: 43 Location: Georgia	<p>D Posted: Thu Sep 16, 2006 3:27 am Post subject: S. E. Gasoline Shortage</p> <p>Mornin', Dianne!!</p> <p>Sitting here at Exchange Park and thought I'd check the Forum.</p> <p>There was plenty of gas enroute from Middle Georgia to Charleston, but I'm not sure about diesel. There are a lot of truck stops along I-20, so you shouldn't have any trouble. If you can hold out til you get to South Carolina, you will probably find it cheaper here. When we were here in May, SC was cheaper than NC or GA.</p>

Response
GailG was the first person to respond to this particular post.

Suppose you want to respond to a post. How do you do that?

Hint: You must be logged in to respond to a post. If you have not already logged in with your unique user name and password, you will be prompted to do so.

Select Post Reply.

Rental opportunity at SMR

The screenshot shows a forum thread titled "Rental opportunity at SMR" in the "RVing Women Forum Index -> Chit-Chat" category. At the top, there are buttons for "new topic" and "postreply", with the "postreply" button circled in red. Below the buttons, there are navigation links: "View previous topic :: View next topic". The post is by "Candy Wood", who joined on 22 Dec 2003 and has 82 posts. The post content reads: "There is an RV lot available for rent at Superstition Mountain Resort in Apache Junction for the months of January, February, and March of 09. For all three months it is \$1275 (\$425/month). Renting one or two months is at the rate of \$450/month. Contact Francie Hemphill at artistfrancie@aol.com for more info." There are buttons for "Back to top", "profile", and "pm". At the bottom, there are filters for "Display posts from previous: All Posts" and "Oldest First", and a "Go" button. The page is labeled "Page 1 of 1".

Enter your response in the main typing field.

Push Preview if you wish to preview your message before it is posted; otherwise, push Submit.

Your response will be added to the other responses to the post, or thread.

The screenshot shows the "Post a reply" form. It has a "Subject" field and a "Message body" text area. The text area is highlighted with a black dot. To the left of the text area is an "Emoticons" section with a grid of smiley faces and a "View more Emoticons" link. Above the text area are formatting buttons: "B", "I", "U", "Quote", "Code", "List", "List=", "Img", and "URL". Below these are "Font colour" and "Font size" dropdown menus, and a "Close Tags" button. A tip says "Tip: Styles can be applied quickly to selected text." At the bottom, there are "Options" for "HTML is ON", "BBCode is ON", and "Smilies are ON", and checkboxes for "Disable HTML in this post", "Disable BBCode in this post", "Disable Smilies in this post", and "Notify me when a reply is posted". At the very bottom are "Preview" and "Submit" buttons.

Suppose you want to create a new post. How do you do that?

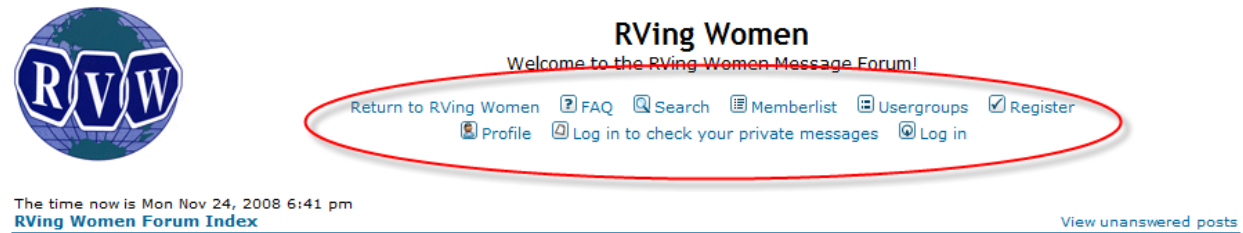
Hint: You must be logged in to create a new post. If you have not already logged in with your unique user name and password, you will be prompted to do so.

- Determine which category is appropriate for your post, e.g. Chit Chat, Introductions, etc.
- Select **New Topic**
- Enter a subject in the **Subject** field
- Enter your question, comment, or discussion topic in the main typing field
- Push **Preview** if you wish to preview your message before it is posted; otherwise, push **Submit**.
- Your new post will be added to the other responses to the post, or thread.

Congratulations! You have just mastered the basics of using the Message Forum!

Section 5. Message Forum - Advanced Stuff

Okay, so now you've learned the basic operation of the Message Forum. What else can you do in there? Lots of things!

	
<p>Frequently Asked Questions (FAQ)</p>	<p>Almost any problem you might come up against is covered in the FAQ section.</p>
<p>Search</p>	<p>Search the Forum by keyword to find out if someone has already made a post on a particular subject you are interested in.</p> <p>Search the Forum for posts by a particular author.</p>
<p>Memberlist</p>	<p>More than 1,000 users are registered to use the Message Forum, and you can see all of them in the Memberlist. You can even sort the list by their location, number of posts, etc. See who the top 10 posters are!</p>
<p>Profile</p>	<p>This is where you can modify your profile information any time after your initial registration. For example, maybe you'd like to add an Avatar icon to represent yourself now that you've seen how they are used in the Message Forum. This is where you'd do that.</p>
<p>Private Messages And Email</p>	<p>Perhaps you'd like to ask a follow-up question, but aren't comfortable having everyone see your question. You can send a private message to any registered user. At the bottom of every post is the Private Message (PM) button. Click on it to initiate a Private Message to another user. Private messages are sent and received from within the Forum.</p> <p>Alternatively, you can e-mail registered users. A message sent this way will go to the recipient's email account on record. The sender will also get a copy of the email that is sent to the intended recipient.</p>

new topic postreply R Ving Women Forum Index -> Chit-Chat

View previous topic :: View next topic

Author	Message
Candy Wood  Joined: 22 Dec 2003 Posts: 82	Posted: Sun Nov 23, 2008 2:12 pm Post subject: Rental opportunity at SMR There is an RV lot available for rent at Superstition Mountain Resort in Apache Junction for the months of January, February, and March of 09. For all three months it is \$1275 (\$425/month). Renting one or two months is at the rate of \$450/month. Contact Francie Hemphill at artistfrancie@aol.com for more info.

Back to top profile pm email

Display posts from previous: All Posts Oldest First Go

Tailored Views

Want to see only the topics that have changed since you last logged in? You can do that. When you are logged in with your personal user name and password, you have the ability to filter out all but the latest posts on the Message Forum. Or view all your posts. Or view posts that have gone unanswered. Click on one of the items circled below to see these tailored views.



R Ving Women

Welcome to the R Ving Women Message Forum!

- Return to R Ving Women
- FAQ
- Search
- Memberlist
- Usergroups
- Profile
- You have no new messages
- Log out [farmettegal]

You last visited on Mon Nov 24, 2008 7:01 pm
 The time now is Mon Nov 24, 2008 7:10 pm
[R Ving Women Forum Index](#)

- View posts since last visit
- View your posts
- View unanswered posts


Yahoo Instant Messenger

On some users' posts you will see an icon for Yahoo Instant Messenger (IM). This is indicating that that user is signed up for Yahoo Instant Messenger capability. If you are, too, you can IM with that person.

flojo0052

Posted: Sat Nov 22, 2008 6:03 am Post subject:

Glad to hear surgery went well and that she is starting to walk. Hang in there and things will get better. Take care, Flo



1 Ton Dodge Ram Dully
 34' Open Road 5th Wheel, 3 slide outs
 Our two pet poodles Sherman & Nounos

Back to top profile pm email YIM

Section 6. Chat Room Basics

RVW members across the country chat online and share travel ideas, weather, check up on each other and just chat. Once you become an RVW member this feature is accessible. You will need your personal user name and password to use the Chat Room that you set up in Section 3 above.

Thursday nights around 8 Central Time is a good time to check it out. There is a friendly group that hangs out and chats then.

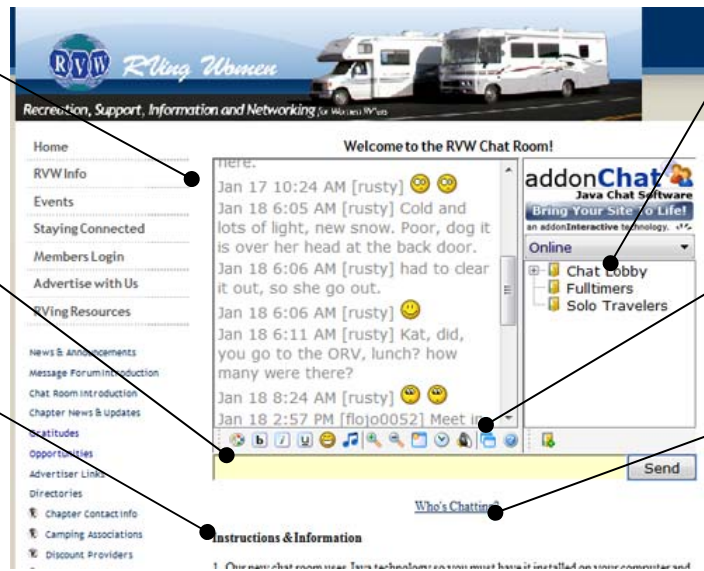
Let's recap how to get into the **Chat Room**. Before we start: you must know the generic user name and password and your personal user name and password. If you don't know these, please go back to Sections 1 and 2.

- Start from the RVW Home Page <http://www.rvingwomen.org/>
- Select **Members Login** from the left hand navigation bar
- Select **Enter Now!**
- Select **Chat Room**
- Enter your personal user name and password that you set up earlier, and press the **Login** button.
- Congratulations! You are now in the Chat Room.
- Let's look at the parts of the Chat Room page.

The **Conversation**. This is where you will see the live conversation as it unfolds.

"Talk" here. Type your conversation here in the yellow band and press **Send**.

Information and Instructions. Here's where you will find some basic information about the Chat Room, in case you are having trouble getting in.



Available Chat Rooms
Most action takes place in the general **Chat Lobby**, but we also have chat rooms for Fulltimers and Solos that you can use.

Log Out. When you are ready to log out, click on this icon that looks like a closing door.

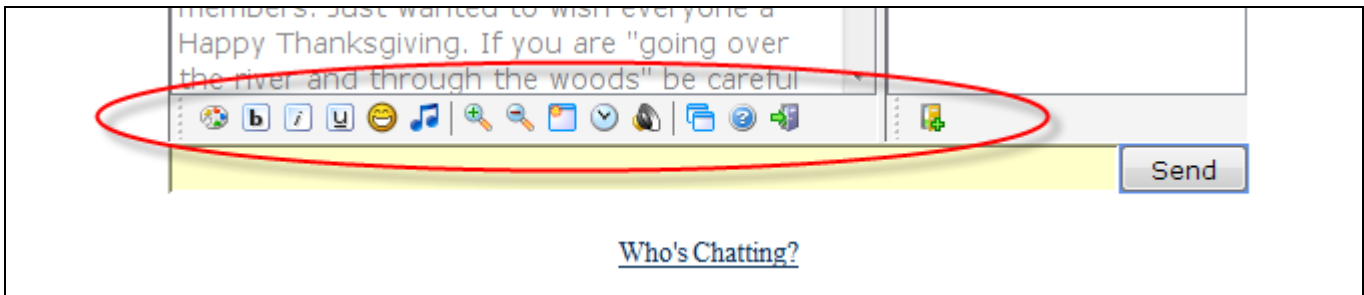
Who's Chatting? Want to see who's online before logging in? Click here to find out.

The usual time for the Chat Room activity is Thursday at 8 p.m. Central time. But it's available all day everyday if you and your friends want to "meet" at another time. Fulltimers are meeting at 5 p.m. Central time on Sundays.

Congratulations! You have just mastered the basics of using the Chat Room!

Section 7. Chat Room - Advanced Stuff

Okay, so now you've learned the basic operation of the Chat Room. What else can you do in there? Lots of things! Let's walk through the icons available to you, from left to right.



Text color	Change the color of your text message.
Bold	Make your message bold face.
<i>Italic</i>	Make your message italic.
<u>Underline</u>	Make your message underlined.
Emoticons	Add an emoticon (smiley faces, etc.) to your message.
Sounds	Add a sound effect to your message.
Larger font	Enlarge the font size of your display.
Smaller font	Reduce the font size of your display.
Clear Display	Clears the conversation display field
Timestamp	Turns the timestamp on or off.
Audio On/Off	Turns the audio on or off.
Float and Dock	Opens the chat room screen in a separate window. This enables you to position the chat screen where you would like it on your desktop, making it easier to multi-task and do multiple things on the computer while chatting.
Help	Request help.
Log Out	Leave the Chat Room and Log Out.
Create a new Room	Create a new room for a specific audience or chapter.

Section 8. Frequently Asked Questions (FAQ)

1. I signed up, but I cannot log in....what can I do?

You cannot log in to your account until it is activated. Check your email for an activation notice sent by our Message Forum. If you received this email, please follow its instructions to activate your account.

If you did not receive your activation notice, then please email to the web liaison webliaison@rvingwomen.org to request further assistance. Be sure to include the username and email address you used during signup.

2. I lost my password. How can I retrieve it?

Don't panic! While your password cannot be retrieved, it can be reset. To do this go to the login page and click on the "Login" button, then click on "I forgot my password." You will need to provide the Username and Email address *that you used when you signed up*. The web liaison will reset your password to a simple one for you. Then you can log in, go to your profile (at the top of the Message Forum), and reset your own password to something you will remember.

It's really important to write down the user name and password you chose!

Still Need Help?

The webmaster can help if you really get stuck and can't find an answer to your problem. Before requesting assistance however, please check this document or the FAQs at the top of the Message Forum as you may find the answer to your question there.

If you still can't find the answer to your question and you would like to request assistance, send an email to the web liaison webliaison@rvingwomen.org. Provide as much information as possible to describe your problem, e.g. what page you were on when the problem occurred, what happened, etc. Once you have submitted your information, your patience is appreciated while your issue is researched and resolved. The web liaison will contact you to request additional information if necessary and to notify you when your issue has been resolved.

The document was prepared by the RVW Web Committee 2008.

RVW Web Liaison 2008: Joanne Mallett

Committee Members: Diane Milnor (chair), Kit Adams, Barbara Allen, Carol Andrejak, Carolyn DeRosa, Chris Devaney, , Mary Sue Ferrell, Adrienne Kristine, Jane Ludwig, Laura May, Philly Nuremburg, Pam Scola, Sharon Souter, Dianne Walker, with additional guidance by Candy Wood.

RVW Website Members Only User Guide – REV. A 1/21/09

Revision Record

Rev. Level	Date	Summary of Changes
A	1/21/09	Incorporates change in the Chat Room structure. Regional chat rooms were replaced by Fulltimers and Solos chat rooms.